



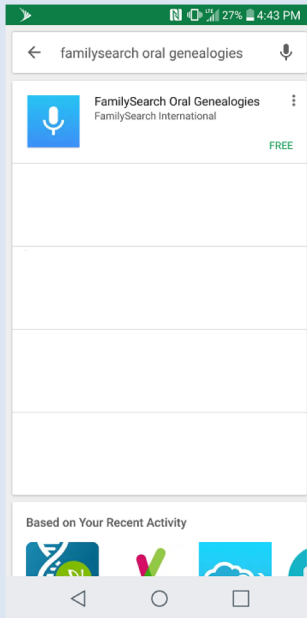
Contractor: Oral Genealogy Mobile App

This is to be installed on every mobile phone before given to interviewers.

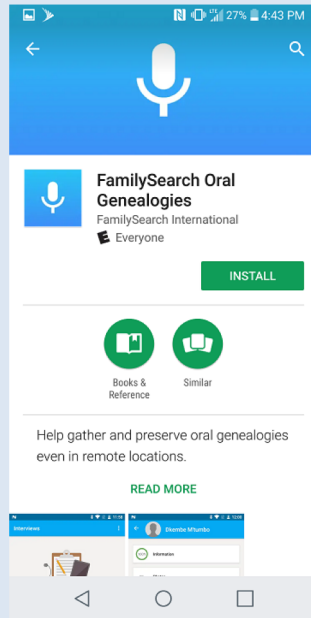
Note: Each contractor must set up a Gmail account specifically for the FamilySearch Oral Genealogies app.

Send a request to ericdiazenza@familysearch.org from that Gmail account to get rights to access the app.

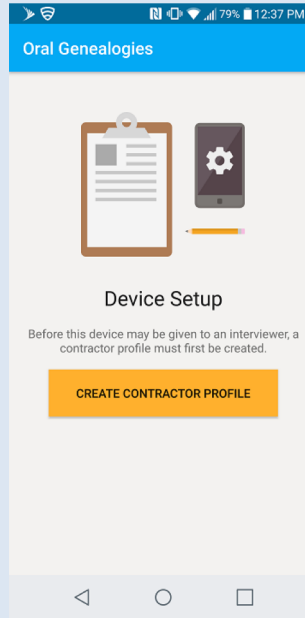
1. Download the Oral Gen App from the Android Play Store



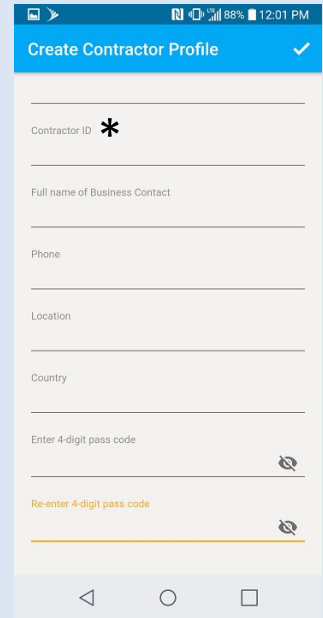
2. Tap [Install]



3. Tap [Create Contractor Profile]

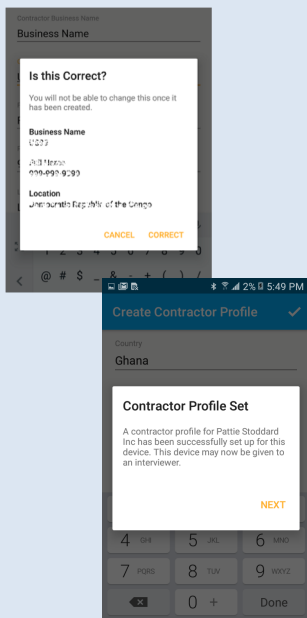


4. Create Profile with Correct Contractor ID*, then tap [✓]

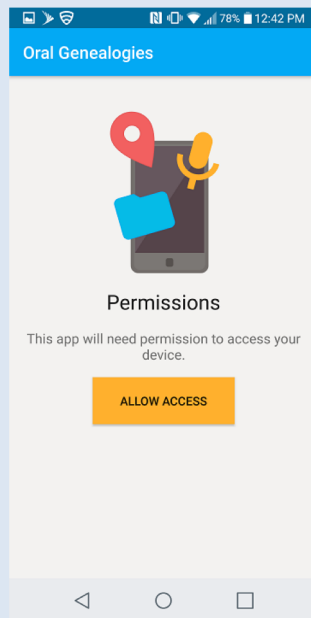


* Obtain the 4-character "Contractor ID" from your Operations Manager.

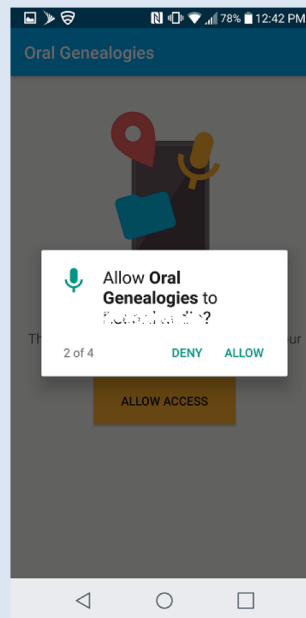
5. Verify input and tap [Correct], then tap [Next]



6. Tap [Allow Access]



7. Tap [Allow] to location, audio, media, take pictures



8. Your mobile device is ready to give to an interviewer

